

REDLAND PERFORMING ARTS CENTRE



STUDIO TECHNICAL SPECIFICATIONS

RPACTechnical@redland.qld.gov.au



redland
performing arts centre

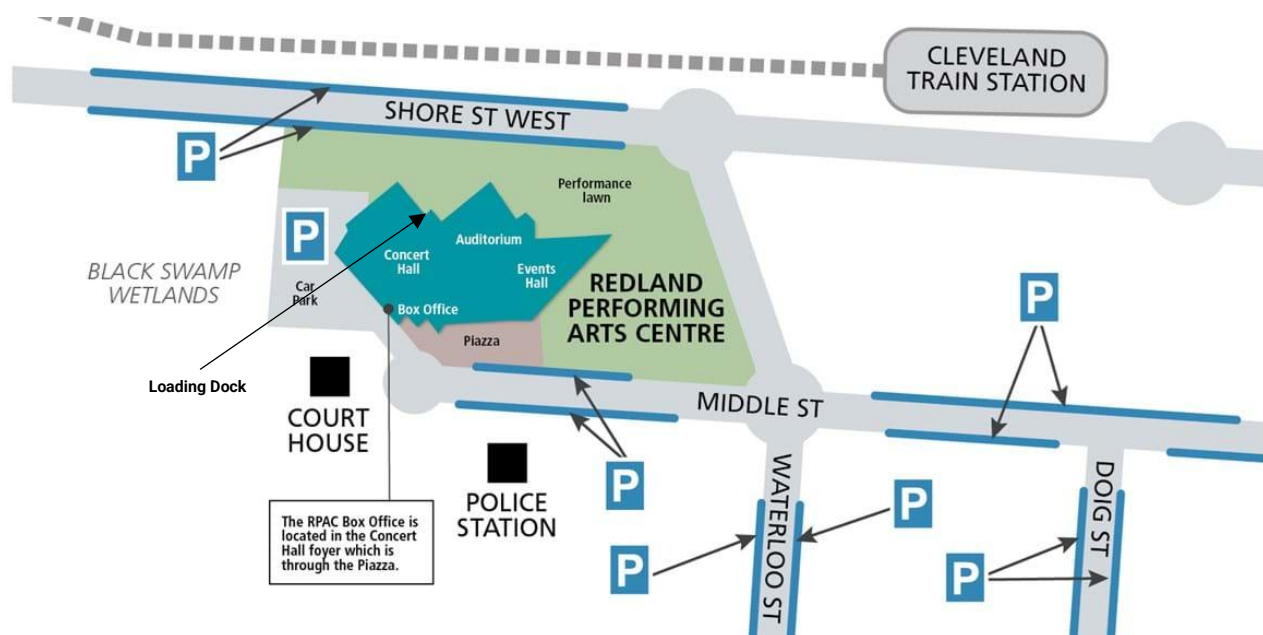
Yura! Welcome to Redland Performing Arts Centre (RPAC), a cultural meeting place located on the traditional lands of the Quandamooka people.

RPAC is a major initiative of **Redland City Council** and forms part of the rich cultural environment of **Redlands Coast**. RPAC is located 40 minutes away from Brisbane City.

We acknowledge the **Quandamooka People**, traditional owners of the lands, waters and seas we call Redlands Coast. We pay our respects to Elders, past, present and emerging, and recognise the traditional practices and ancient knowledge retained and retold through dance, song and art.

LOCATION

We are located at 2-16 Middle Street, Cleveland, opposite the Cleveland Police Station and Courthouse.



THE STUDIO

The Studio is an intimate 196-seat proscenium arch venue with flat floor seating and a raised stage. This flexible venue can also accommodate up to 10 tables of 10, or 196 seats for sit down functions and up to 200 patrons for stand up functions. The venue has a small stage, sound, lighting equipment and can operate a full bar and catering services to a range of events.

THEATRE ACCESS AND LOADING DOCK

The Studio can be accessed either via loading dock behind the building or through the Studio foyer. Access to the Studio loading dock is through the parking lot and up the side of the building to the end.

Loading dock door: 1.4m wide x 2.1m high

DISABILITY ACCESS

For patrons, the Studio is fully accessible to anyone requiring special access. Please note that the raised stage can only be accessed by stairs at this time.

VENUE SETUPS

THEATRE MODE

This is the default setup for the Studio. It includes full masking (legs, borders and house curtain).

Chairs are setup in 2 rows with alternating extra chairs. This is so that wheelchair access can be provided.

CABARET MODE

With this setup, up to 10 tables with 10 chairs each are spread down the room.

A set of treads can be placed at the front of the stage, giving performers quick access to the floor.

The window to the bar can also be opened and manned during a performance for an extra cost.

STAGE DIMENSIONS

In the standard setup, the dimensions are as follows:

Stage width: 7.74m

Stage depth: 5.65m

Setting line to US wall: 4.2m

Height from floor to stage: 1.2m

Height from stage to proscenium 3.78m

Height from stage to LX bar: 4.25m

SEATING

Depending on the stage configuration, the Studio can fit the following number of seats:

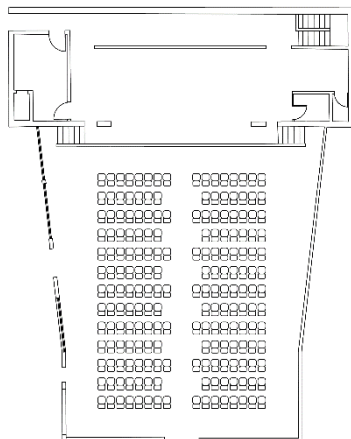
Theatre mode: 196

Cabaret mode: 100

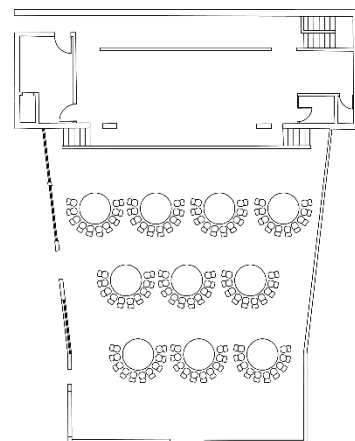
THEATRE PLANS

Small versions of the theatre and cabaret mode setups are below. Larger plans are available on request from the Technical Manager.

Theatre Mode:



Cabaret Mode:



ACCOMODATING OTHER SETUPS

Depending on what is required, Studio can be configured in other ways not mentioned here.

The Studio is designed primarily to accommodate theatre and cabaret shows, but other setups could be achieved if requested.

LIGHTING INFORMATION

LIGHTING FIXTURES

The Studio is equipped with a standard rig with the following focus:

- Warm even face light wash.
- Cool even face light wash.
- 4x Specials hung from FOH bar.
- Even LED colour changing lights Over Stage.
- 5x LED Quad Par located at the rear of the room for coloured roof wash.
- 8x LED CYC units located on Grid bars for coloured roof wash.

Additional fixtures and equipment can be hired at an extra cost subject to availability.

Please contact the Technical Management team for a full breakdown of this list.

RIGGING POINTS

IMPORTANT NOTE: no additional fixtures or equipment can be rigged over the stage due to weight restrictions.

LIGHTING CONTROL

The following equipment comes as part of the Studio's standard setup:

- 1x GrandMA3 Command Wing XT
- 3x 3Phase LSC Gen VI 12ch @ 10amp. Each outlet can be configured to be either Dimmer or Distro.
- 1x universe of DMX available at stage, coming from the ops position.

The MA3 is setup inside the control area, located at the back of the Studio on the floor.

iPads can be provided for remote control of the lighting console if needed.

The lighting rig is controlled over sACN with a LSC 5 port Nexus Node.

GELS AND ACCESSORIES

If you are requiring gels for your performance, 6 weeks' notice is required. If you are requiring specific gel that is not stocked here at RPAC, this must be self-supplied.

Barn doors, gel holders, iris's and gobo holders are available for most fixtures.

HOUSE LIGHTS

The Studio house lights are LED colour changing. These fixtures are controlled by a two way switch, one on the floor or one in the control room.

LIGHTING PLAN

RPAC's lighting plan is available upon request from the Technical Manager.

AUDIO INFORMATION

SPEAKERS

The following equipment is part of the Studio's standard setup:

- 2x D&B Yi7 loudspeakers for FOH PA

AUDIO CONTROL

The following equipment comes as part of the Studio's standard setup:

- 1x Yamaha DM3 desk (16 channels)
- 1x Yamaha Rio1608-D2 (16in, 8out)

STANDS and DI BOXES

There are a variety of microphone stands available including straight and boom stands.

Mono and Stereo DI's are available at a cost and dependent on availability.

ADDITIONAL EQUIPMENT

Additional equipment can be hired dependent on availability including L'Acoustics 108P and 112P Loudspeakers and L'Acoustics SB15P Subwoofer.

MICROPHONES

A variety of wired and wireless microphones are available for hire dependent on availability. All microphones are hired at an extra cost. Microphone stock is equipped to accommodate full band or orchestra setups, local musicals, and smaller performances. Some brands on offer include: AKG, Audio Technica, Beyer, DPA, Earthworks, EV, Rode, Sennheiser and Shure.

Please contact the Technical Management team for a full breakdown of this list.

SPEAKER PLAN

RPAC's speaker plan is available upon request from the Technical Services Manager.

VISION INFORMATION

PROJECTORS

The Studio has an EPSON EB-2265U focused to the rear wall. Please note that if projection is in use there will be shadows on the rear wall if anything is on stage.

SURFACES

Projection surfaces must be hired at an extra cost, with the exception of the back wall which is a permanent structure.

Back Wall

- A white wall is behind an upstage curtain and can be revealed if required.
- 8.8m x 3.6m (28" 10' x 11" 9')

SCREENS

For a portable option, some LCD TV screens are available at an extra cost, all of which are attached to a frame with wheels.

VISION SWITCHERS, EXTENDERS AND OPERATING LOCATIONS

A Roland V800HD MKII Video Switcher is available for use at RPAC for an extra cost. It contains 4 inputs and 4 outputs through HDMI to DVI (cables are provided) as well as a preview monitor.

Several HDBT transmitters and receivers are available for use to extend HDMI signals over a long distance.

Vision content is able to be operated in two main locations: the technical operating area at the back of the hall or on the stage on the downstage left side.

PLAYBACK

A MacBook Pro is available to use with the following AV playback software:

- *QLab 4* (free version, allows display of images and video without any manipulation. Full version can be hired at an extra cost).

STAGING INFORMATION

MASKING

The Studio contains the following masking:

- 1x House curtain (red velour)
- 2x Borders (1.1m x 12m, black wool)
- 2x Legs (4.2m x 2m, black wool)
- 1x *Midstage* tabs (3.85m x 4.5m, black wool)
- 1x Upstage tabs (3.5m x 9m, white cloth)

Additional legs are also available if extra masking is required.

RIGGING

IMPORTANT NOTE: no additional fixtures or equipment can be rigged overhead due to weight restrictions.

STAGE RISERS

RPAC has 36 Quattro 1m x 2m risers which can be hired at an extra cost. There are many legs heights available from 200mm to 800mm, subject to availability. Skirts, treads and kick rails are also provided.

Any request for risers above 800mm must contact the Technical Manager.

TABLES AND ROSTRA

1.2m trestle tables and 0.75m square tables are available if required. Table cloths, if needed, can be hired at an extra cost.

A collection of rostra blocks and plinths are also available in various shapes and sizes.

SCREWING INTO THE FLOOR

If necessary, screws can be used on the Studio stage as long as they are no longer than 10mm. Where possible, sandbags are preferred and can be provided.

Under no circumstances can screws be put into the Studio wooden floor.

BACK OF HOUSE FACILITIES

DRESSING ROOMS

The Studio comes with one dressing room that can fit up to 5 people. It includes a private bathroom. Additional dressing room space can be provided if required and pending availability.

GREEN ROOM

The Studio has a large downstairs green room, which can also double up as a larger dressing room space. It comes with a kitchenette with fridge and kettle as well as a bathroom.

KITCHEN

Located next to the Studio is a kitchen with all standard amenities. It is primarily used for catering services.

LAUNDRY FACILITIES

A washer and dryer are located across the building in the Concert Hall. If required, pending availability, these can be used. An ironing board, and iron are available for use in the Studio on request.

AIR CONDITIONING

The Studio and Events Hall are both air conditioned. Air flow reaches onto the stage, dressing room and control room. The temperature is adjusted automatically. The green room has its own air conditioning.

SMOKING

RPAC is a non-smoking venue. Smoking can only take place in designated smoking areas, one of which is located outside by the loading dock.

WI-FI

RPAC has wi-fi that can be accessed from the Studio. The login in details and steps can be supplied on arrival.

HEALTH & SAFETY

WORKING AT RPAC

As a requirement of using the space, anyone working at RPAC must adhere to safe work practices. A venue induction will be given to all visitors to RPAC before their performance commences which will explain the fire evacuation procedure and specific rules.

RISK ASSESSMENT

A risk assessment must be provided prior to arriving at RPAC. Failure to do so may cause delays on arrival.

TEST AND TAG

All electrical equipment being used must have an up-to-date test and tag. Any equipment that is not tagged will not be permitted to be plugged in. Some staff at RPAC are trained to issue temporary tags. If they are available, this can be organized for a fee.

NOISE LEVELS

Noise during sound checks and performances are closely monitored. If levels exceed 110db, and sound is being operated by a non-RPAC technician, a warning will be given to them. Failure to limit excess noise after this could result in a stopped performance.

FIRE RETARDANT

Any flammable set pieces must be sprayed with fire retardant before arrival to the venue. Set pieces that have not been protected this way may not be allowed on stage.

ISOLATING VENUE

RPAC is equipped with a smoke detection system. Using any type of stage atmospherics will require the venue to be isolated. Isolation can be done at any time for any length of time by the duty technician. If a visitor sets off the fire alarms as a result of using equipment before the venue is isolated, the accompanying fine will be passed on to them.

FIRST AID

All RPAC staff are first aid trained. A first aid kit is located in the kitchen.

ASSISTED HEARING SYSTEM

The Studio is equipped with an infrared assistive hearing system. Hearing loops are provided to patrons who require them as they collect their tickets from the box office.